

Pro Formula

Diversey

Unilever

# CLEAN LIKE A PRO

Hospitality Cleaning Guide  
Guestroom



## TABLE OF CONTENTS

### PROFESSIONAL GUESTROOM CLEANING

• TABLE	3
• WINDOW	4
• ROOM FLOOR	5
• CRITICAL TOUCHPOINTS	6
• LAUNDRY	7









# PROFESSIONAL GUESTROOM CLEANING

Pro Formula

Diversey



## TABLE – Instructions for use



- 1 Clear the table of all items and remove all loose debris.
- 2 Spray Cif Glass & Multi Surface onto the surface, or onto a clean cloth.
- 3 Clean the table.
- 4 Then disinfect, by spraying Cif Alcohol Plus onto the surface or onto a clean cloth.
- 5 Apply evenly on the surface. Leave it to work for 1–5 mins. Then wipe off or let air dry.
- 6 Lastly, reset the table.

### Pro Formula products

- Cif Glass & Multisurface
- Cif Alcohol Plus

### Tools

- Cleaning cloth





# PROFESSIONAL GUESTROOM CLEANING

Pro Formula

Diversey

Unilever

## WINDOW – Instructions for use



### Pro Formula products

- Cif Glass & Multisurface

### Tools

- Cleaning cloth
- Paper towel



- 1** Spray Cif Glass & Multi Surface onto the glass or onto a clean cloth.
- 2** Starting from the top working your way to the bottom, wipe away all dirt, grease and fingerprints using a clean cloth.
- 3** Finish off with dry paper towel for that streak-free shine.





# PROFESSIONAL GUESTROOM CLEANING

Pro Formula

Diversey

Unilever

## ROOM FLOOR – Instructions for use



### Pro Formula products

- Cif Oxygel

### Tools

- Bucket
- Mop



- 1** Fill a bucket with clean, warm water, add Cif Oxygel according to dosing table to make a solution.
- 2** Apply the solution with a mop to clean the floor.
- 3** Let air dry. Allow the floor to dry completely before walking to prevent slipping.



# PROFESSIONAL GUESTROOM CLEANING

Pro Formula

Diversey

Unilever

## CRITICAL TOUCHPOINTS – Instructions for use



- 1** To avoid cross-contamination, make sure critical touch points, such as lightswitches, remote control, doorhandles, etc. are regularly cleaned and disinfected.
- 2** For electrical items: Use Cif Wipes to remove dirt and stains.
- 3** For nonelectrical items: Spray Cif Alcohol Plus onto the surface or onto a clean cloth and apply evenly across the surface. Leave it to work for 1 – 5 mins.

### Pro Formula products

- Cif Wipes
- Cif Alcohol Plus

### Tools

- Cleaning cloth








# PROFESSIONAL GUESTROOM CLEANING

Pro Formula

Diversey



## LAUNDRY – Instructions for use



- 1** Always follow the Care Label instructions. Sort the linen according to wash temperature and divide into coloured, white and dark washing using separate baskets.
- 2** Properly load the machine. Linen should fit comfortably in the drum and not be crammed in for best result.
- 3** Select correct wash programme and temperature. Dose according to dosing instruction. Overdosing does not lead to better wash results.
- 4** Unload clean linen into CLEAN baskets.

### Pro Formula products

- Omo Hygiene Washing Powder





Pro Formula

Diversey



**CLEAN  
LIKE A PRO**

Visit [www.proformula.com](http://www.proformula.com)  
for more cleaning tips, advice and information